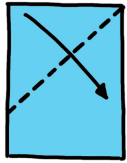
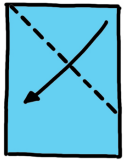


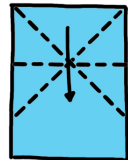
La Navette



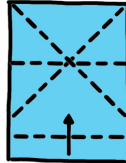
Plier dans le sens de la diagonale.



Plier l'autre diagonale.



À la croisée de ces plis, plier horizontalement.



Rabattre le bas



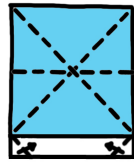
Retourner.



Soulever la feuille au centre.



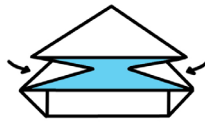
Relever complètement.



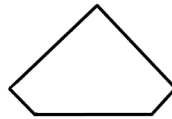
Plier les coins



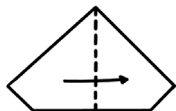
Ramener les plis horizontaux vers le centre.



Aplatir l'ensemble.



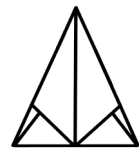
Retourner.



Marquer le pli vertical et central.



Plier les coins vers le centre.



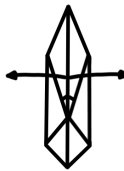
Appuyer les plis.



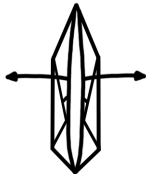
Plier les coins vers le centre.



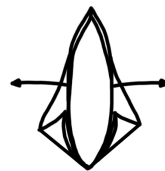
Plier les coins en parallèle vers le centre.



Ouvrir l'ensemble par le milieu.



Écarter le tout.



Retourner l'ensemble délicatement.